

Grrribbit!

A Short vowel game by A. Robinson @ www.1mommysjourney.weebly.com

Prepare:

Print boards and bugs on Cardstock and laminate for durability. Cut out each bug- these will be the playing cards. Print Frogs with white background to save on ink)

How to play:

1. Each player chooses a frog mat with a short vowel on it. (If you want players to have the same vowel to reinforce a particular short vowel sound then print multiple copies of that frog.)
2. Place bug cards in a bowl or face down on the table.
3. Players take turns feeding their frog by drawing bugs cards and trying to make a word with their vowel. If the bug card drawn makes a word (i.e. h_t card would work for a, l, or u frogs) Player adds the card to their mat. If no word can be made the bug is placed set free and placed in the pond.
4. Play continues until time ends, or all cards have been played.


****** We play until all bug cards have been chosen once, if player can not form a word we say that bug flies back to the pond and is safe- LOL


Feel free to drop my a comment on my blog to let me know how you used this game.
www.1mommysjourney.weebly.com


Graphics From the Pond <http://frompond.blogspot.com>



















































**Place discarded bug
cards here in the pond.**

